

LIBS Configurations


Avantes USA

**Laser-induced
Breakdown
Spectroscopy**

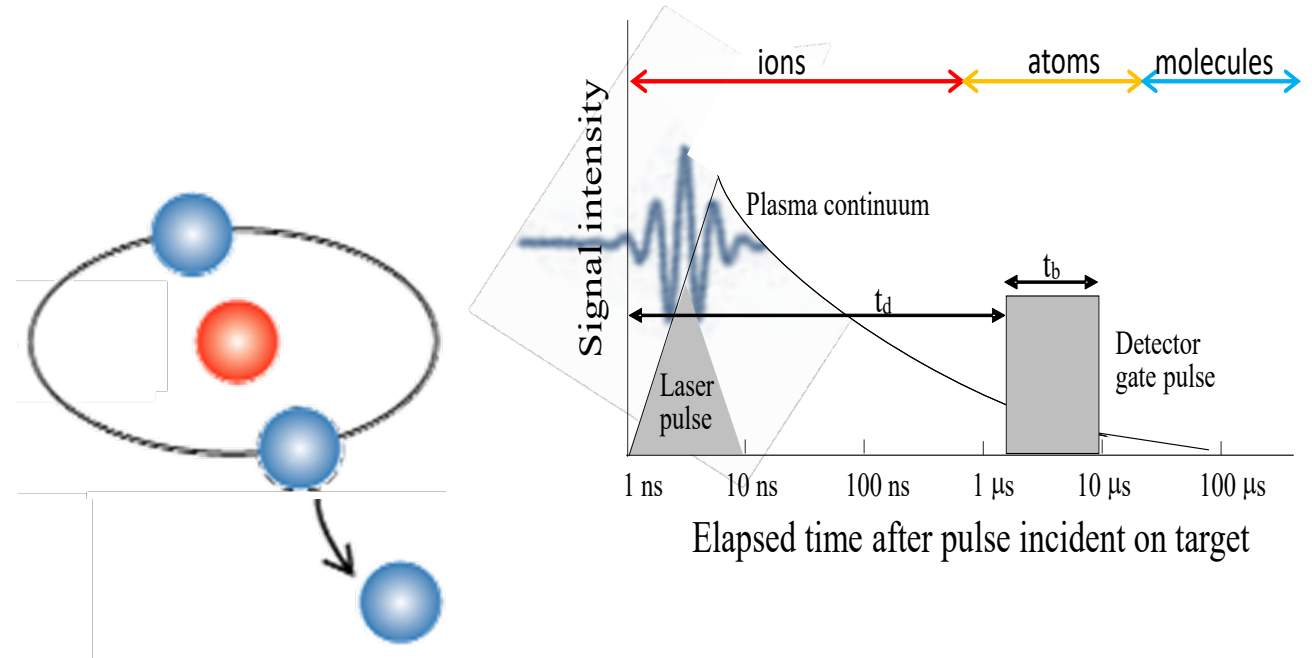


Laser Induced Breakdown Spectroscopy

LIBS is an Atomic Emission Spectroscopy technique, that uses a focused high energy laser to ionize a sample resulting in atomic emissions



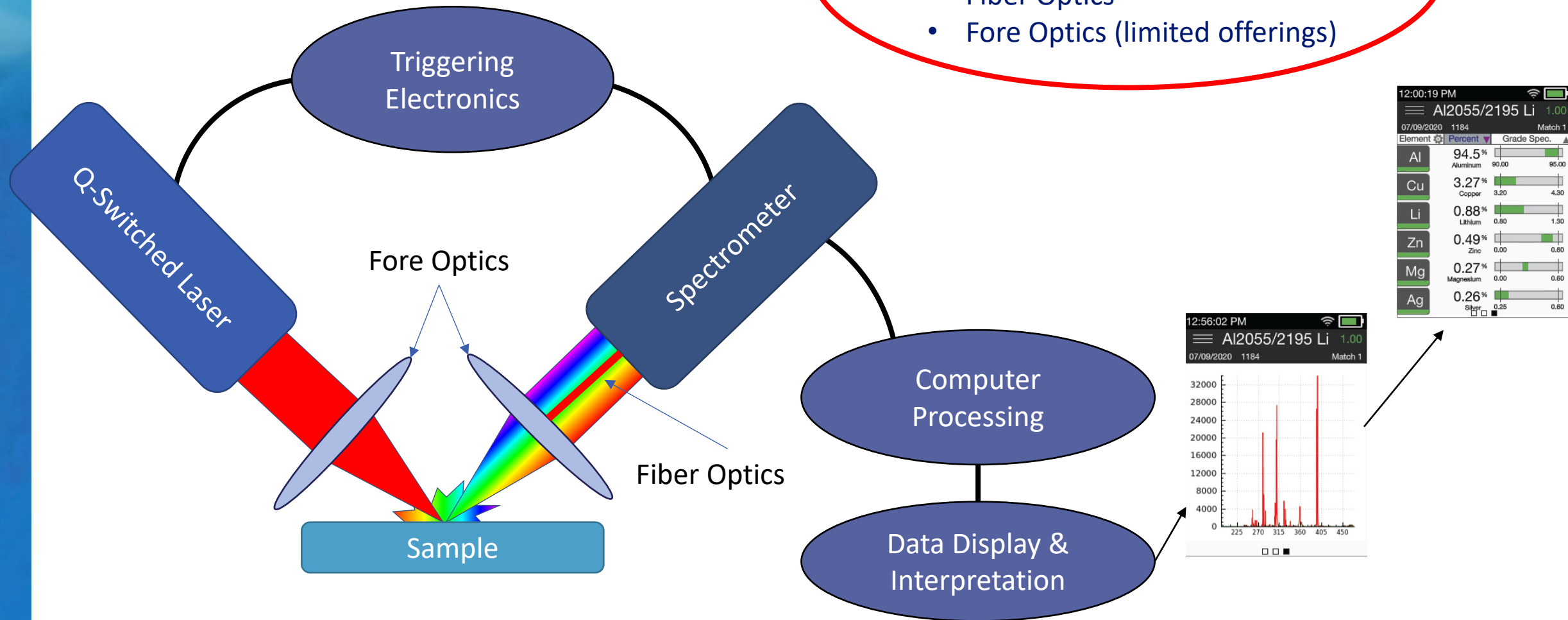
Typical threshold $\sim 10^{11} \text{W/cm}^2$ for gasses and $\sim 10^{10} \text{W/cm}^2$ for liquids, solids, and aerosols.



Advantages of LIBS

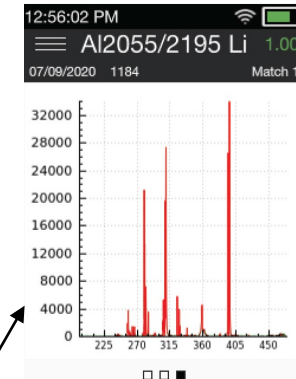
- ✓ No need for sample preparation
 - ✓ Only AES technique that doesn't require prep
- ✓ Minimal Sample Consumption – “micro-destructive”
 - ✓ μg level sample ablation per shot
 - ✓ $\sim 100\ \mu\text{m}$ laser spot (typical)
- ✓ Rapid measurements (real-time)
 - ✓ $\sim 1\ \text{ms}$ per spectrum
- ✓ Non-contact technique
 - ✓ Analysis of samples behind a window
- ✓ Detection of smaller atoms including C
 - ✓ XRF is typically limited to Si and up.

Components of a LIBS System



12:00:19 PM
AI2055/2195 Li 1.00
07/09/2020 1184 Match 1

Element	Percent	Grade Spec.
Al	94.5%	90.00 95.00
Cu	3.27%	3.20 4.30
Li	0.88%	0.80 1.30
Zn	0.49%	0.00 0.60
Mg	0.27%	0.00 0.60
Ag	0.26%	0.25 0.60



Why Avantes Spectrometers for LIBS?

- ✓ **Size & Robustness**
 - Relatively small form factor still capable of supporting high resolution (as low as 0.05 nm)
 - Fixed slits and optics provide for exceptional wavelength and thermal stability
- ✓ **Timing and Triggering**
 - On board field programmable gate array to control timing of spectrometer providing for 800 ns external trigger delay with 21 ns jitter
 - Synchronization of spectrometer channels
- ✓ **Multi-channel capability**
 - By arraying multiple spectrometer together Avantes can cover the full analytical window (190-1000 nm) for LIBS in very high resolution (around 0.1 nm FWHM)
- ✓ **Cost**
 - Avantes instruments are relatively low cost as compared with competitive technologies such as Eschelle grating instruments
- ✓ **Inter-instrument repeatability**
 - Avantes Avamation technology provides for semi-automated manufacturing allow for superior inter-instrument repeatability and the ability to scale to volume without adding human resources
- ✓ **Experience**
 - Avantes has worked with hundreds of LIBS applications over our 30 year history

LIBS Spectrometer Model Recommendations




ULS



Varius

Starline

- 2048 and 4096-pixel CMOS detectors
- Rackmount and Multi-Channel Housing (ULS only)
- Slight speed advantage with data transfer
- Digital IO: HD-26 connector, 2 Analog in, 2 Analog out, 13 Digital bidirectional, trigger, sync., strobe, laser
- USB3 and Ethernet communication
- Form Factor ULS: 177 x 127 x 44.5mm, 1155 grams
- Form Factor Varius: 183 x 130 X 45.2 mm, 1068 grams
- Replaceable slit optional add-on



Nexos

- 2048 and 4096-pixel CMOS detectors
- Improved Optical Bench and Detector Collection Lens, slight stray light advantage.
- Digital IO: 5 bidirectional programmable I/O; 1 Analog out, 1 Analog in, 1x5V
- USB2 and SPI communication options
- Form Factor: 105 x 80 x 20mm, 277.5 grams
- Replaceable slit standard
- Can 3D print a multi-channel housing

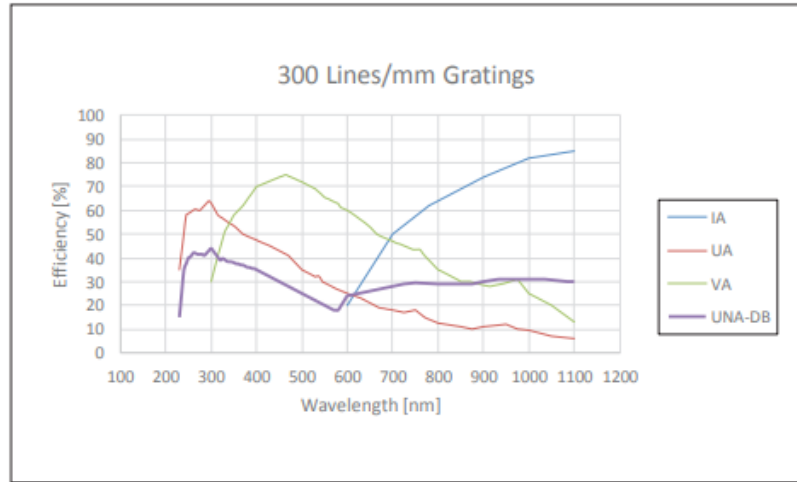
Gratings and Resolution

Usable range (nm)	Spectral range (nm)	Lines/mm	Blaze (nm)	Order code
200-1100**	900	300	300	UA
200-1100**	900	300	300/1000	UNA-DB
200-850	515	600	300	UB
200-750	247-218*	1200	250	UC
200-650	163-143*	1800	UV	UD
200-580	113-69*	2400	UV	UE
200-400	69-45*	3600	UV	UF
250-850	515	600	400	BB
300-1100**	800	300	500	VA
360-1000	495	600	500	VB
300-800	247-218*	1200	500	VC
350-750	142-89*	1800	500	VD
350-640	74-49*	2400	VIS	VE
500-1050	495	600	750	NB
500-1050	218-148*	1200	750	NC
600-1100	346-297	830	800	SI
600-1100**	500	300	1000	IA
600-1100	495	600	1000	IB

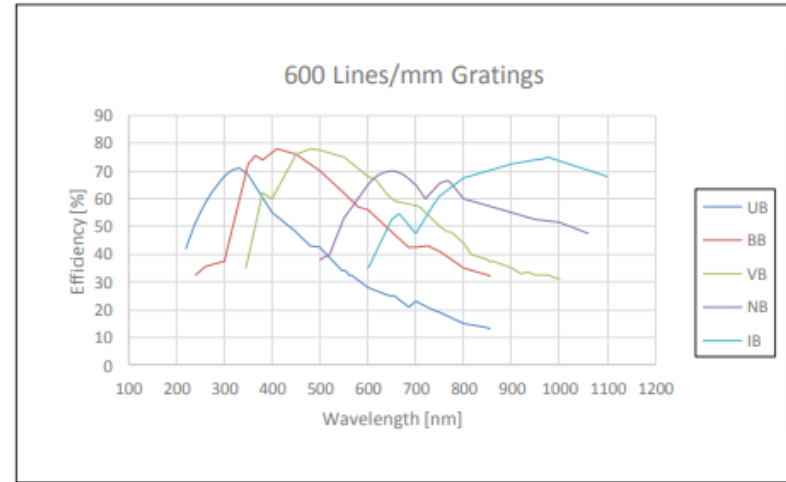
Slit size (μm)	10	25	50	100	200	500
2K resolution						
300 lines/mm grating	1.0	1.4	2.25	4.8	9.2	21.3
600 lines/mm grating	0.40-0.53*	0.7	1.2	2.4	4.6	10.8
830 lines/mm grating	0.32	0.48	0.93	1.7	3.4	8.5
1200 lines/mm grating	0.20-0.28*	0.27-0.38*	0.52-0.66*	1.1	2.3	5.4
1800 lines/mm grating	0.10-0.18*	0.20-0.29*	0.34-0.42*	0.8	1.6	3.6
2400 lines/mm grating	0.09-0.13*	0.13-0.17*	0.26-0.34*	0.44-0.64*	1.1	2.7
3600 lines/mm grating	0.06-0.08*	0.10	0.19	0.4	0.8	1.8
4K resolution						
300 lines/mm grating	0.50-0.70	1.4	2.25	4.8	9.2	21.3
600 lines/mm grating	0.30-0.36*	0.7	1.2	2.4	4.6	10.8
830 lines/mm grating	0.25	0.48	0.93	1.7	3.4	8.5
1200 lines/mm grating	0.14-0.18*	0.27-0.38*	0.52-0.66*	1.1	2.3	5.4
1800 lines/mm grating	0.09-0.11*	0.20-0.29*	0.34-0.42*	0.8	1.6	3.6
2400 lines/mm grating	0.07-0.09*	0.13-0.17*	0.26-0.34*	0.44-0.64*	1.1	2.7
3600 lines/mm grating	0.05-0.06*	0.10	0.19	0.4	0.8	1.8

Grating Quantum Efficiency Curves

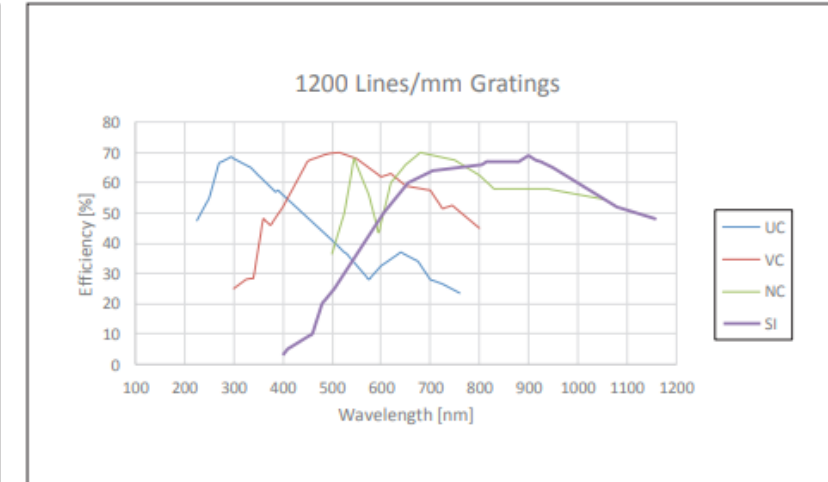
300 lines/mm Gratings



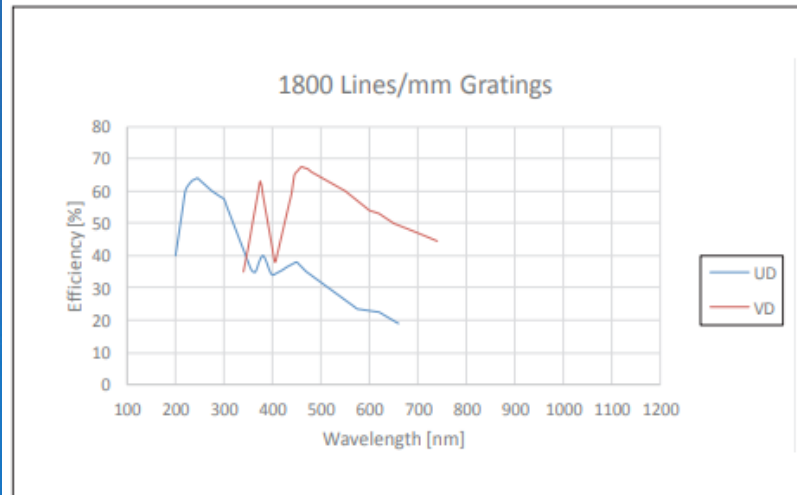
600 lines/mm Gratings



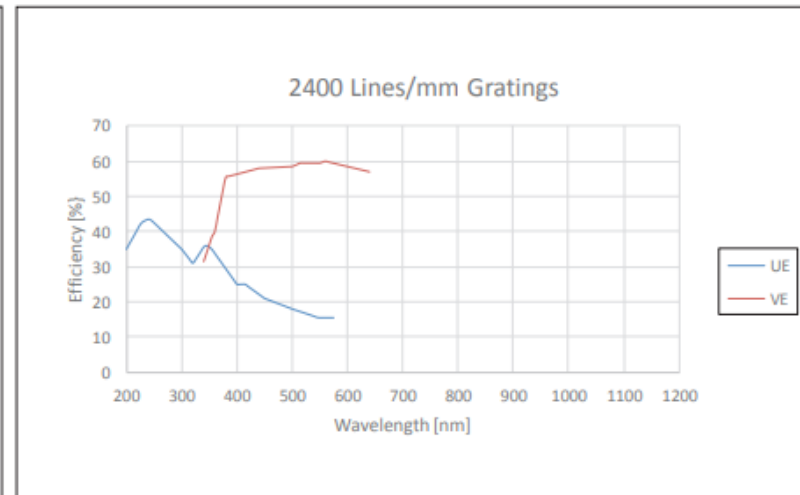
1200 lines/mm Gratings



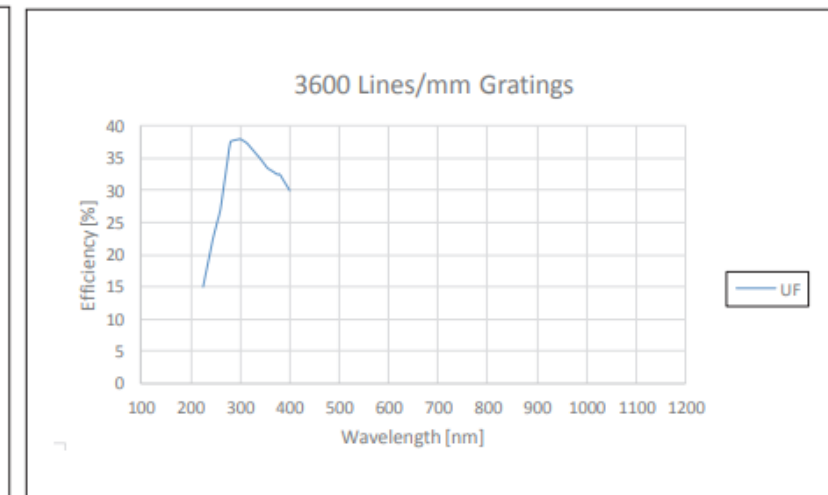
1800 lines/mm Gratings



2400 lines/mm Gratings



3600 lines/mm Grating



Single Channel LIBS Configuration Examples

Broadband Example			
<u>Grating</u>	<u>Spectral Range</u>	<u>Resolution w/ 10µm slit</u>	<u>Resolution w/ 25µm slit</u>
300 line/mm UA or VA	200-1100nm or 300-1100nm	2048: 1.0nm 4096: 0.50-0.70nm	2048: 1.4nm 4096: 1.20-1.30nm

UV/VIS Example *Using 'off-menu' L2 Grating			
<u>Grating</u>	<u>Spectral Range</u>	<u>Resolution w/ 10µm slit</u>	<u>Resolution w/ 25µm slit</u>
500 line/mm L2	200-850nm	2048: 0.50-0.55nm 4096: 0.36-0.41nm	2048: 0.8nm 4096: 0.8nm

UV Only			
<u>Grating</u>	<u>Spectral Range</u>	<u>Resolution w/ 10µm slit</u>	<u>Resolution w/ 25µm slit</u>
1200 line/mm UC	200-450	2048: 0.20-28nm 4096: 0.14-0.18nm	2048: 0.30nm 4096: 0.30nm

Dual-Channel LIBS Configuration Examples

Broadband Full Range 200-1100nm				
<u>Channel #</u>	<u>Grating</u>	<u>Spectral Range</u>	<u>Resolution w/ 10μm slit</u>	<u>Resolution w/ 25μm slit</u>
Channel 1	600 line/mm UB grating	200-600nm	2048: 0.40-0.53nm 4096: 0.30-0.36nm	2048: 0.7nm 4096: 0.7nm
Channel 2	600 line/mm NB grating	600-1100nm	2048: 0.40-0.53nm 4096: 0.30-0.36nm	2048: 0.7nm 4096: 0.7nm

Considering QE curves, best to pick up at 600 with NB grating. Could forgo 200-250nm and use more efficient BB grating.

Targeted Range Example 320-909nm				
<u>Channel #</u>	<u>Grating</u>	<u>Spectral Range</u>	<u>Resolution w/ 10μm slit</u>	<u>Resolution w/ 25μm slit</u>
Channel 1	1200 line/mm VC grating	320-567nm	2048: 0.20-0.28nm 4096: 0.14-0.18nm	2048: 0.30nm 4096: 0.30nm
Channel 2	830 line/mm SI grating	565-909nm	2048: 0.32nm 4096: 0.25nm	2048: 0.48nm 4096: 0.48nm

Four-Channel LIBS Configuration Example

4-Channel Desktop Housing Example				
<u>Channel #</u>	<u>Grating</u>	<u>Spectral Range</u>	<u>Resolution w/ 10μm slit</u>	<u>Resolution w/ 25μm slit</u>
Channel 1	1200 line/mm UC grating	200-466nm	2048: 0.2-0.28nm 4096: 0.14-0.18nm	2048: 0.30nm 4096: 0.30nm
Channel 2	1200 line/mm VC grating	460-694nm	2048: 0.2-0.28nm 4096: 0.14-0.18nm	2048: 0.30nm 4096: 0.30nm
Channel 3	1200 line/mm NC grating	690-890nm	2048: 0.2-0.28nm 4096: 0.14-0.18nm	2048: 0.30nm 4096: 0.30nm
Channel 4	1200 line/mm NC grating	885-1050nm	2048: 0.2-0.28nm 4096: 0.14-0.18nm	2048: 0.30nm 4096: 0.30nm

Eight-Channel LIBS Configuration Example

4-Channel Desktop Housing Example

<u>Channel #</u>	<u>Grating</u>	<u>Spectral Range</u>	<u>Resolution w/ 10μm slit</u>	<u>Resolution w/ 25μm slit</u>
Channel 1	2400 line/mm UE grating	200-319nm	2048: 0.09-0.13nm 4096: 0.07-0.09nm	2048: 0.13-0.17nm 4096: 0.13-0.15nm
Channel 2	2400 line/mm UE grating	315-418nm	2048: 0.09-0.13nm 4096: 0.07-0.09nm	2048: 0.13-0.17nm 4096: 0.13-0.15nm
Channel 3	2400 line/mm VE grating	415-501nm	2048: 0.09-0.13nm 4096: 0.07-0.09nm	2048: 0.13-0.17nm 4096: 0.13-0.15nm
Channel 4	2400 line/mm VE grating	496-566nm	2048: 0.09-0.13nm 4096: 0.07-0.09nm	2048: 0.13-0.17nm 4096: 0.13-0.15nm
Channel 5	2400 line/mm VE grating	562-617nm	2048: 0.09-0.13nm 4096: 0.07-0.09nm	2048: 0.13-0.17nm 4096: 0.13-0.15nm
Channel 6	1800 line/mm VD grating	615-718nm	2048: 0.10-0.18nm 4096: 0.09-0.11nm	2048: 0.20-0.29nm 4096: 0.18nm
Channel 7	1200 line/mm NC grating	715-906nm	2048: 0.20-0.28nm 4096: 0.14-0.18nm	2048: 0.30nm 4096: 0.30nm
Channel 8	1200 line/mm NC grating	900-1050nm	2048: 0.20-0.28nm 4096: 0.14-0.18nm	2048: 0.30nm 4096: 0.30nm

Multi-Channel Housing Options for Starline and ULS Models only

Dual-Channel Housing for ULS spectrometers



Four-Channel Desktop Housing for ULS spectrometers




10-Channel Rackmount for ULS spectrometers



Fibers Optics and Collection Optics

- Multi-Furcated Fibers – Single fiber leg per spectrometer channel to common end bundle for collimating lens
- Round to linear fiber configurations
- Multiple Jacketing Options. Stainless steel –BX jacketing or PVC coated steel monocoil recommended.
- Various Collimating Lens Options.



Additional Considerations

- Choosing a 4096-pixel detector over a 2048-pixel detector yields better resolution only with a 10 μ m slit and slightly with a 25 μ m slit. This does provide twice as many data points as well. It comes at the cost of half the photon density per pixel given the same integration. Most LIBS applications use our 2048 pixel detectors
- The tighter the groove density on the grating, the shorter the range and higher resolution. But the grating is also taking a smaller sampling of light and spreading it out over the detector. This yields less signal per integration compared to more broad gratings. It is possible to be overambitious chasing resolution and not have enough light to avoid long integration times which will negatively impact signal to noise
- Relative irradiance calibration can be applied to each spectrometer channel for a normalization of detector response across one or more spectrometer channels. Avantes offers some lamps for this purpose (Avalight-DH-CAL).
- Generally fibers must remain attached to the slit post-calibration to maintain calibration integrity.

THANK YOU!

Go ahead and buy.